



## U.S. Technologies

Currently tracking NASDAQ 100® Total Return Index

### Fund Overview

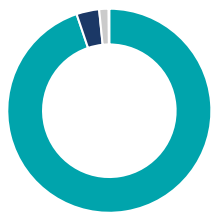
Includes 100 of the largest domestic and international non-financial securities listed on the Nasdaq Stock Market based on market capitalization. The tracked index reflects companies across major industry groups including computer hardware and software, telecommunications, retail/wholesale trade and biotechnology. It does not contain securities of financial companies including investment companies.

### Risk Rating



As of July 31, 2025

### Asset Allocation (%)<sup>3</sup>



Asset	%
US Equity	94.8
International Equity	3.6
Canadian Equity	1.5
Cash and Equivalents	0.1

<sup>3</sup> Determined based on the holdings of a fund that tracks the index and may differ from the asset allocation of the index.

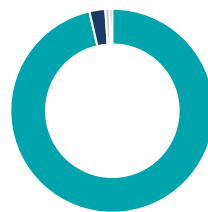
### Sector Allocation (%)<sup>4</sup>



Sector	%
Technology	64.1
Consumer Services	14.4
Consumer Goods	6.3
Healthcare	4.6
Telecommunications	3.4
Industrial Services	2.6
Industrial Goods	2.1
Basic Materials	1.2
Utilities	0.8
Energy	0.5

<sup>4</sup> Determined based on the holdings of a fund that tracks the index and may differ from the sector allocation of the index.

### Geographic Allocation (%)<sup>5</sup>

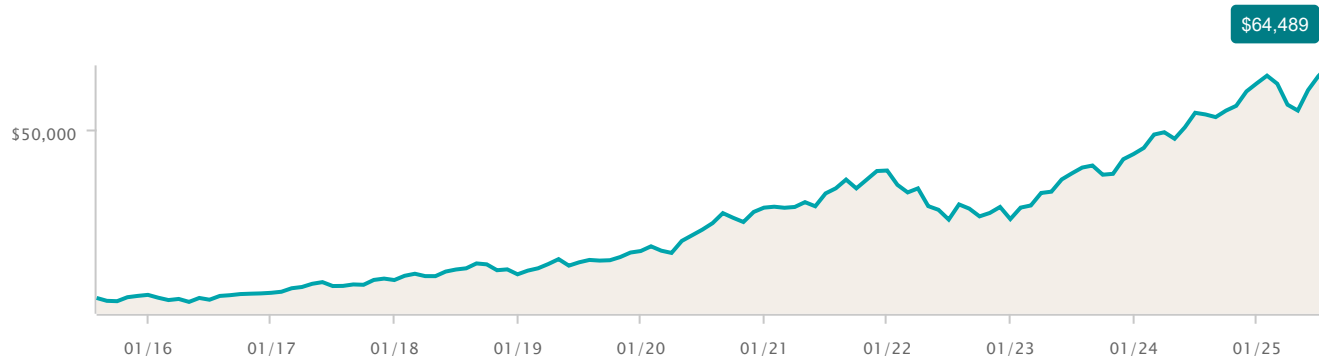


Region	%
North America	96.4
Europe	2.5
Latin America	0.7
Asia	0.4

<sup>5</sup> Determined based on the holdings of a fund that tracks the index and may differ from the geographic allocation of the index.

### Growth of \$10,000

As of July 31, 2025





Top 10 Holdings (%)<sup>6</sup>

As of July 31, 2025

Name	%
NVIDIA Corp	10.03
Microsoft Corp	9.17
Apple Inc	7.17
Amazon.com Inc	5.74
Broadcom Inc	5.28
Meta Platforms Inc Cl A	3.88
Netflix Inc	2.81
Tesla Inc	2.59
Alphabet Inc Cl A	2.58
Alphabet Inc Cl C	2.43

<sup>6</sup> Determined based on the top 10 holdings of a fund that tracks the index and may differ from the top 10 holdings of the index.

Calendar Return (%)

As of July 31, 2025

Period	2024	2023	2022	2021	2020	2019	2018	2017	2016	2015
Fund	36.95	51.49	-27.76	26.96	45.94	32.77	8.78	24.26	4.07	30.93

Compound Return (%)

As of July 31, 2025

Period	1 mth	3 mths	6 mths	1 yr	3 yr	5 yr	10 yr
Fund	3.92	19.13	3.72	21.13	25.67	18.00	19.42

Fees

Product	Current annual LIO admin fee	Maximum annual LIO admin fee
Equation Generation IV (Low Fee)	1.95 %	1.95 %
Equation Generation IV (Bonus)	3.20 %	3.20 %
EquiLife	1.95 %	1.95 %
Equation Generation III	3.20 %	3.20 %
Equation Generation II	3.20 %	3.20 %
Equation	3.20 %	3.25% <sup>1</sup> /3.20% <sup>2</sup>
Direction 2000 Plus	3.20 %	3.20 %

<sup>1</sup> Policies effective April 10, 1995 to July 14, 1997

<sup>2</sup> Policies effective July 15, 1997 to September 23, 2001

Portfolio Manager

NASDAQ

Investment Style

Equity





## U.S. Technologies

Currently tracking NASDAQ 100® Total Return Index

\* Management Expense Ratios (MERs) are based on the most recently available figures and are unaudited. MERs may vary at any time. The MER is the combination of the management fee, insurance fee, operating expenses, HST, and any other applicable non-income tax for the fund and for the underlying fund.

Linked Interest Options are NOT mutual funds, segregated funds, indices, or any other kind of investment fund: the policyholders are NOT investing in or acquiring units in an investment fund or other security. Funds are placed on deposit, earning interest, with Equitable's general funds. Policyholders may be credited positive or debited negative interest depending on the performance of the underlying fund or index being tracked. The underlying fund or index being tracked may change at any time. Linked Interest Option administration fees will apply.

The Linked Interest Options available with an Equitable universal life insurance policy offer exposure to both equity and fixed income markets. While Linked Interest Options may provide the potential for greater rates of return over the long term, there is an inherent risk in selecting them as investment options. Unlike the daily interest account or the guaranteed deposit accounts where there are guarantees related to the credited interest rates, investments in the Linked Interest Options are NOT GUARANTEED. It is possible to receive negative interest, which will result in a decrease to account value. Policyholders should ensure that there are always sufficient funds to cover the monthly charges, including cost of insurance, administration fees, and any riders and benefits. Interest earnings shown above do not reflect the current Linked Interest Option administration fees. The Linked Interest Option administration fees must be taken into consideration when determining interest credited or debited to the policy. Please see the policy contract for details.

Values for reporting periods under 1 year reflect the actual percentage change for the period in question. All other values shown reflect average annual compound rates of return. If the Linked Interest Option tracks an index, interest credited or debited will be 100% of the movement of the total return index, including the reinvestment of dividends. If the Linked Interest Option tracks a fund/portfolio, interest credited or debited will be 100% of the net rate of return, including the reinvestment of dividends.

Equitable's universal life insurance products are not issued, sponsored, sold, promoted, or endorsed by: Toronto Stock Exchange, the McGraw-Hill companies, Inc., Franklin Templeton Investments, Mackenzie Financial Corporation, 1832 Asset Management LP, Invesco Canada Ltd, S&P Dow Jones Indices LLC or its affiliates, Dow Jones Trademark Holdings LLC, Nasdaq, Inc. or its affiliates, Standard & Poor's Financial Services LLC, S&P Global, Fidelity Investments Canada ULC, or Stoxx Ltd. None of these entities or their affiliates make any representation or warranty, expressed or implied, whatsoever regarding the advisability of selecting any Linked Interest Options, making any investment with The Equitable Life Insurance Company of Canada, or acquiring a universal life insurance policy issued by Equitable. As such, none of these entities have any association, liability, or responsibility with respect to Equitable's universal life insurance products, nor do they have any liability for any errors, omissions, or interruptions of the index or fund which they manage.

This information is being provided to you for general information purposes only. Equitable and its representatives have no control over the function or design of the software which has assembled these reports and they may contain inaccurate or outdated data.

### TRADEMARK NOTES

**Equitable, Equitable Life, and Equitable Life of Canada** are trademarks of The Equitable Life Insurance Company of Canada.

**NASDAQ** - The Product(s) is not sponsored, endorsed, sold or promoted by Nasdaq, Inc., or its affiliates (Nasdaq, with its affiliates, are referred to as the "Corporations"). The Corporations have not passed on the legality or suitability of, or the accuracy or adequacy of descriptions and disclosures relating to, the Product(s). The Corporations make no representation or warranty, express or implied to the owners of the Product(s) or any member of the public regarding the advisability of investing in securities generally or in the Product(s) particularly, or the ability of the Nasdaq-100 ESG Index™, and Nasdaq-100 ESG™, NASDAQ 100®Total Return Indexes, to track general stock market performance. The Corporations' only relationship to The Equitable Life Insurance Company of Canada ("Licensee") is in the licensing of the Nasdaq®, Nasdaq-100 ESG Index™, and Nasdaq-100 ESG™, NASDAQ 100®Total Return Index, and certain trade names of the Corporations and the use of the index, which is determined, composed, and calculated by Nasdaq without regard to Licensee or the Product(s). Nasdaq has no obligation to take the needs of the Licensee or the owners of the Product(s) into consideration in determining, composing or calculating the Nasdaq-100 ESG Index™, and Nasdaq-100 ESG™, NASDAQ 100®Total Return Indexes. The Corporations are not responsible for and have not participated in the determination of the timing of, prices at, or quantities, of the Product(s) to be issued or in the determination or calculation of the equation by which the Product(s) is to be converted into cash. The Corporations have no liability in connection with the administration, marketing, or trading of the Product(s).