

## Fund Overview

The objective of the fund seeks long-term capital appreciation and income by investing in a diversified portfolio comprised primarily of fixed income, equity and real estate related investments. The portfolio, at times, may assume limited exposures to commodity related investments or other alternative asset classes.

## Risk Rating



## Product Availability

Equation Generation IV  
EquiLife  
Equation Generation III  
Equation Generation II

## Date of Inception:

September 2013

## Estimated Management Expense Ratio (MER)\*:

2.50%

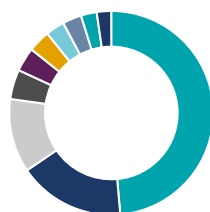
As of July 31, 2025

## Asset Allocation (%)



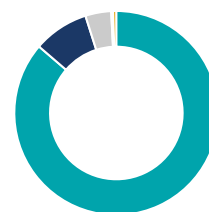
Asset	%
US Equity	29.5
Canadian Government Bonds	24.9
Canadian Corporate Bonds	15.7
Canadian Equity	14.5
International Equity	13.0
Cash and Equivalents	1.3
Commodities	0.5
Income Trust Units	0.4
Canadian Bonds - Other	0.2

## Sector Allocation (%)



Sector	%
Fixed Income	48.6
Technology	16.9
Financial Services	11.7
Consumer Services	4.7
Consumer Goods	3.8
Healthcare	3.5
Exchange Traded Fund	3.0
Industrial Goods	3.0
Energy	2.5
Basic Materials	2.3

## Geographic Allocation (%)



Region	%
North America	86.3
Europe	8.8
Asia	4.1
Latin America	0.2
Africa and Middle East	0.1
Other	0.5

## Growth of \$10,000

As of July 31, 2025





Canadian

Currently tracking Equitable Life Active Balanced Portfolio Select

Top 10 Holdings (%)

As of July 31, 2025

Name	%
Equitable Life Active Canadian Bond Fund	40.94
BMO S&P 500 Index ETF (ZSP)	19.28
BMO MSCI EAFE Hedged to CAD Index ETF (ZDM)	12.38
Invesco QQQ ETF (QQQ)	11.34
BMO S&P/TSX Capped Composite Index ETF (ZCN)	6.09
Global X Equal Weight Canadian Bks Ind ETF (HBNK)	3.21
Franklin Canadian Low Vol High Div Ind ETF (FLVC)	3.01
TD Q Canadian Dividend ETF (TQCD)	2.35
CANADA Cash and Receivables, Payables	0.94
CI Gold Bullion Fund ETF C\$ Hedged Series (VALT)	0.47

Calendar Return (%)

As of July 31, 2025

Period	2024	2023	2022	2021	2020	2019	2018	2017	2016	2015
Fund	11.28	8.54	-11.51	9.29	2.69	12.48	-4.97	5.68	3.40	-0.71

Compound Return (%)

As of July 31, 2025

Period	1 mth	3 mths	6 mths	1 yr	3 yr	5 yr	10 yr
Fund	0.93	5.12	1.25	7.82	6.96	4.82	3.47

Fees

Product	Current annual LIO admin fee	Maximum annual LIO admin fee
Equation Generation IV (Low Fee)	0.75 %	0.75 %
Equation Generation IV (Bonus)	1.75 %	1.75 %
EquiLife	0.75 %	0.75 %
Equation Generation III	2.75 %	2.75 %
Equation Generation II	2.75 %	2.75 %

Fund Category

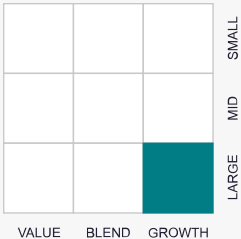
Global Neutral Balanced

Portfolio Manager

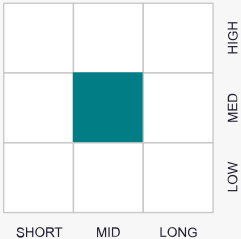
The Equitable Life Insurance Company of Canada

Investment Style

Equity



Fixed Income




**Canadian**

Currently tracking Equitable Life Active Balanced Portfolio Select

\* Management Expense Ratios (MERs) are based on the most recently available figures and are unaudited. MERs may vary at any time. The MER is the combination of the management fee, insurance fee, operating expenses, HST, and any other applicable non-income tax for the fund and for the underlying fund.

Linked Interest Options are NOT mutual funds, segregated funds, indices, or any other kind of investment fund: the policyholders are NOT investing in or acquiring units in an investment fund or other security. Funds are placed on deposit, earning interest, with Equitable's general funds. Policyholders may be credited positive or debited negative interest depending on the performance of the underlying fund or index being tracked. The underlying fund or index being tracked may change at any time. Linked Interest Option administration fees will apply.

The Linked Interest Options available with an Equitable universal life insurance policy offer exposure to both equity and fixed income markets. While Linked Interest Options may provide the potential for greater rates of return over the long term, there is an inherent risk in selecting them as investment options. Unlike the daily interest account or the guaranteed deposit accounts where there are guarantees related to the credited interest rates, investments in the Linked Interest Options are NOT GUARANTEED. It is possible to receive negative interest, which will result in a decrease to account value. Policyholders should ensure that there are always sufficient funds to cover the monthly charges, including cost of insurance, administration fees, and any riders and benefits. Interest earnings shown above do not reflect the current Linked Interest Option administration fees. The Linked Interest Option administration fees must be taken into consideration when determining interest credited or debited to the policy. Please see the policy contract for details.

Values for reporting periods under 1 year reflect the actual percentage change for the period in question. All other values shown reflect average annual compound rates of return. If the Linked Interest Option tracks an index, interest credited or debited will be 100% of the movement of the total return index, including the reinvestment of dividends. If the Linked Interest Option tracks a fund/portfolio, interest credited or debited will be 100% of the net rate of return, including the reinvestment of dividends.

Equitable's universal life insurance products are not issued, sponsored, sold, promoted, or endorsed by: Toronto Stock Exchange, the McGraw-Hill companies, Inc., Franklin Templeton Investments, Mackenzie Financial Corporation, 1832 Asset Management LP, Invesco Canada Ltd, S&P Dow Jones Indices LLC or its affiliates, Dow Jones Trademark Holdings LLC, Nasdaq, Inc. or its affiliates, Standard & Poor's Financial Services LLC, S&P Global, Fidelity Investments Canada ULC, or Stoxx Ltd. None of these entities or their affiliates make any representation or warranty, expressed or implied, whatsoever regarding the advisability of selecting any Linked Interest Options, making any investment with The Equitable Life Insurance Company of Canada, or acquiring a universal life insurance policy issued by Equitable. As such, none of these entities have any association, liability, or responsibility with respect to Equitable's universal life insurance products, nor do they have any liability for any errors, omissions, or interruptions of the index or fund which they manage.

This information is being provided to you for general information purposes only. Equitable and its representatives have no control over the function or design of the software which has assembled these reports and they may contain inaccurate or outdated data.

#### TRADEMARK NOTES

**Equitable, Equitable Life, and Equitable Life of Canada** are trademarks of The Equitable Life Insurance Company of Canada.