



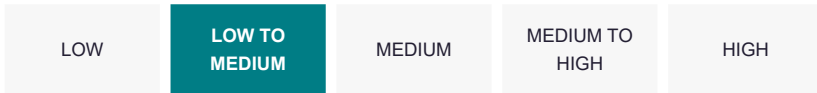
# Balanced Income Portfolio

Currently tracking Franklin Quotential Balanced Income Portfolio

## Fund Overview

A balance of current income and long-term capital appreciation by investing in a diversified mix of equity and income mutual funds, with a bias towards capital appreciation.

## Risk Rating



### Product Availability

Equitable Generations™

### Date of Inception:

August 2002

### Estimated Management Expense Ratio (MER)\*:

2.00%

As of January 31, 2025

## Asset Allocation (%)



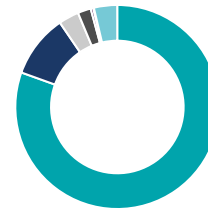
Asset	%
US Equity	21.8
Cash and Equivalents	17.2
Canadian Government Bonds	15.2
Canadian Equity	11.4
Canadian Corporate Bonds	9.0
Foreign Bonds - Other	8.7
International Equity	8.3
Canadian Bonds - Funds	4.3
Foreign Corporate Bonds	2.7
Other	1.4

## Sector Allocation (%)



Sector	%
Fixed Income	48.0
Cash and Cash Equivalent	17.2
Technology	9.3
Mutual Fund	6.3
Financial Services	5.9
Consumer Services	3.1
Healthcare	2.9
Consumer Goods	2.0
Energy	2.0
Other	3.3

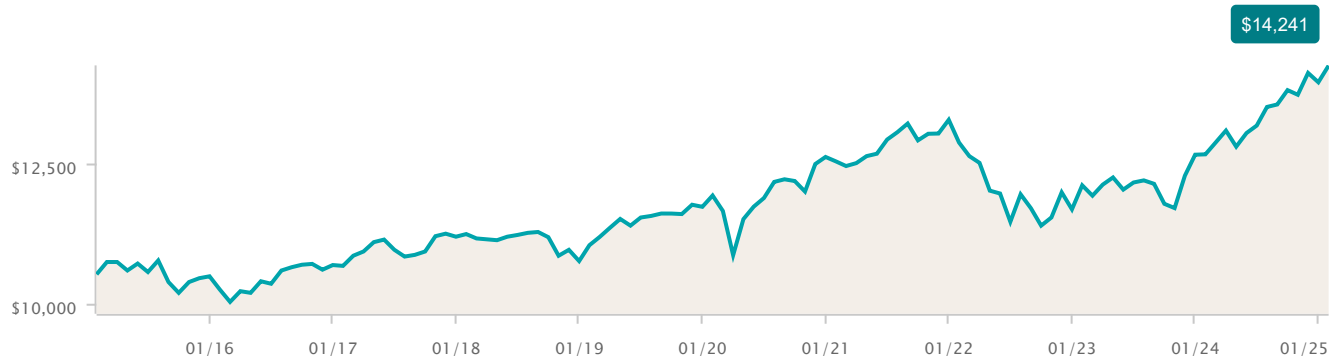
## Geographic Allocation (%)



Region	%
North America	80.5
Multi-National	10.0
Europe	3.2
Asia	2.1
Latin America	0.4
Africa and Middle East	0.1
Other	3.7

## Growth of \$10,000

As of January 31, 2025





## Balanced Income Portfolio

Currently tracking Franklin Quotential Balanced Income Portfolio

### Top 10 Holdings (%)

As of January 31, 2025

Name	%
Franklin Canadian Core Plus Bd Fd O	23.57
Franklin Canadian Government Bond Fund O	13.12
Franklin Global Core Bond Fund ETF Series (FLGA)	8.60
Franklin U.S. Core Equity Fund Series O	6.78
Franklin FTSE U.S. Index ETF (FLAM)	4.61
FRANKLIN CANADIAN SHORT TERM BOND FUND OEMF CAD CLASS O TIS A/C #4875	4.30
Franklin ClearBridge Canadian Equity Fund O	4.19
USD_CAD_20250407	3.91
Franklin Canadian Core Equity Fund Series O	3.65
Franklin Brandywine Global Sust Inc Opt Fd O	3.34

### Calendar Return (%)

As of January 31, 2025

Period	2024	2023	2022	2021	2020	2019	2018	2017	2016	2015
Fund	10.24	8.37	-12.06	5.27	7.61	9.03	-3.90	4.75	1.92	4.75

### Compound Return (%)

As of January 31, 2025

Period	1 mth	3 mths	6 mths	1 yr	3 yr	5 yr	10 yr
Fund	2.13	3.79	5.47	12.53	3.44	3.62	3.09

### Fees

Product	Current annual LIO admin fee	Maximum annual LIO admin fee
Equitable Generations	0.00 %	0.00 %

#### Fund Category

Global Fixed Income Balanced

#### Portfolio Manager

Fiduciary Trust Company of Canada

#### Investment Style

Equity





## Balanced Income Portfolio

Currently tracking Franklin Quotential Balanced Income Portfolio

\* Management Expense Ratios (MERs) are based on the most recently available figures and are unaudited. MERs may vary at any time. The MER is the combination of the management fee, insurance fee, operating expenses, HST, and any other applicable non-income tax for the fund and for the underlying fund.

Linked Interest Options are NOT mutual funds, segregated funds, indices, or any other kind of investment fund: the policyholders are NOT investing in or acquiring units in an investment fund or other security. Funds are placed on deposit, earning interest, with Equitable's general funds. Policyholders may be credited positive or debited negative interest depending on the performance of the underlying fund or index being tracked. The underlying fund or index being tracked may change at any time. Linked Interest Option administration fees will apply.

The Linked Interest Options available with an Equitable universal life insurance policy offer exposure to both equity and fixed income markets. While Linked Interest Options may provide the potential for greater rates of return over the long term, there is an inherent risk in selecting them as investment options. Unlike the daily interest account or the guaranteed deposit accounts where there are guarantees related to the credited interest rates, investments in the Linked Interest Options are NOT GUARANTEED. It is possible to receive negative interest, which will result in a decrease to account value. Policyholders should ensure that there are always sufficient funds to cover the monthly charges, including cost of insurance, administration fees, and any riders and benefits. Interest earnings shown above do not reflect the current Linked Interest Option administration fees. The Linked Interest Option administration fees must be taken into consideration when determining interest credited or debited to the policy. Please see the policy contract for details.

Values for reporting periods under 1 year reflect the actual percentage change for the period in question. All other values shown reflect average annual compound rates of return. If the Linked Interest Option tracks an index, interest credited or debited will be 100% of the movement of the total return index, including the reinvestment of dividends. If the Linked Interest Option tracks a fund/portfolio, interest credited or debited will be 100% of the net rate of return, including the reinvestment of dividends.

Equitable's universal life insurance products are not issued, sponsored, sold, promoted, or endorsed by: Toronto Stock Exchange, the McGraw-Hill companies, Inc., Franklin Templeton Investments, Mackenzie Financial Corporation, 1832 Asset Management LP, Invesco Canada Ltd, S&P Dow Jones Indices LLC or its affiliates, Dow Jones Trademark Holdings LLC, Nasdaq, Inc. or its affiliates, Standard & Poor's Financial Services LLC, S&P Global, Fidelity Investments Canada ULC, or Stoxx Ltd. None of these entities or their affiliates make any representation or warranty, expressed or implied, whatsoever regarding the advisability of selecting any Linked Interest Options, making any investment with The Equitable Life Insurance Company of Canada, or acquiring a universal life insurance policy issued by Equitable. As such, none of these entities have any association, liability, or responsibility with respect to Equitable's universal life insurance products, nor do they have any liability for any errors, omissions, or interruptions of the index or fund which they manage.

This information is being provided to you for general information purposes only. Equitable and its representatives have no control over the function or design of the software which has assembled these reports and they may contain inaccurate or outdated data.

### TRADEMARK NOTES

**Equitable, Equitable Life, and Equitable Life of Canada** are trademarks of The Equitable Life Insurance Company of Canada.

**Franklin Quotential, Franklin Clearbridge, and Templeton** are registered trademarks of Franklin Templeton Investments.